







MBS INTERNATIONAL SCHOOL SECTOR 11, DWARKA
ART INTEGRATION
CLASS - IV

S. NO.	Teacher Name	Subject	Topic	Scheduled Date	Time required	Objective of the activity	Methodology	Material Required	Learning Outcomes	Criteria of Evaluation	Picture	Resources	Follow up (feedback by the teacher)
1	अनिता सेमवाल	हिंदी	(लेखन कौशल) चित्र वर्णन	20-Aug	दो दिन	किसी भी चित्र के प्रति उनकी प्रतिक्रिया और अनुभव को प्रभावशाली भाषा के माध्यम से व्यक्त कर पाना	छात्र अध्यापिका द्वारा बताए गए दो स्थानों में से किसी भी एक एक स्थान का दृश्य अपनी कल्पनानुसार बनाकर उस चित्र का वर्णन अपने शब्दों में करेंगे।	A4 शीट , रंग , पेंसिल, रबड़	छात्र स्वयं द्वारा बनाए गए चित्र को अपने शब्दों में और प्रभावशाली भाषा में व्यक्त कर पाने में सक्षम होंगे और उनके लेखन कौशल का विकास होगा।	प्रस्तुतीकरण - 5 अंक लेखन कौशल - 5 अंक		पुस्तक : हिंदी व्याकरण	छात्र अपनी गतिविधि की तस्वीर खींचकर नीचे दी गई ई-मेल पर भेजें। hindi4mbs@gmail.com
2	Priyanka Sood	Social Science	Collage Making on the Coastal Plains and The Islands	24-Aug	5 days	To enable the students to know about the life style and culture of the states of Coastal Plains and The Islands of India.	Students will use colourful pictures to show the life and culture of the people living in one of the states which fall in the Coastal Plains and The Islands of India.	Pictures ,sheet ,fevicol Sketchpens Markers and Colour pencils	Students will gather the detailed knowledge about the coastal state which they have taken for their collage making	Presentation-5 marks , Creativity-5 marks		Social science text book	Students will click pictures and mail them at socialscience4.mbs@gmail.com. The teacher will check the photographs sent on given email id.
3	Ms. Suneyana Ms. Sonia Anand	Science	Ch-6 Plants : Preparing and Storing Food- Making a GOOD LUCK greeting card	21-Aug	2 days	Students will be able to recognise the different shapes, sizes, and vein patterns of leaves using leaf prints.	Students will make a GOOD LUCK greeting card using leaf printing.	1. A4 size sheet 2. plant leaves 3. Paper or fabric 4. Poster paint or Fabric paint or acrylic paint 5. Paint brushes	Students will learn the different shapes, sizes and vein pattern of leaves.	Neatness- 5 Creativity- 5		Google search, textbook	photographs and mail them on email id- 4science.mbs@gmail.com The teacher will check the photographs sent on given email id.
4	Bharti Gaur	Mathematics	Ch- Fractions	Aug. 24 . 2020	3 days	To understand fractions in practical way	Teacher will give them instructions to draw a fraction by drawing a picture and colour it.	A- 4 sheet, ruler, colouring materials	Students will understand the importance of fractions in daily life.	Presentation-5 marks , Creativity-5 marks		Text book	Students will click pictures and mail them at mathematics4.mbs@gmail.com .The teacher will check the photographs sent on given email id.
5	Ms Jyoti Khanijow	English	Poem- The Broom - Poem Recitation	14-Aug	1 day	To encourage students to develop self-expression.To develop assertiveness and enhance memorization skills.To increase verbal proficiency.To instill virtues and morals in students.	Students will make prop using origami sheet,pencil and recite poem using the prop.	Origami sheet ,fevicol and a new pencil.	Students will exhibit their poetic bent of mind, using creative props, voice modulation, intonations and impressive expressions.	Creativity-4 marks , Recitation-4 marks Usage of prop- 2 marks		Text book	Students will recite the poem in virtual class and click pictures with their props and mail them at english4.mbs@gmail.com The teacher will check the photographs sent on given email id.
6	Ms. Jyoti Khatter	Comp	Tux Paint - Story Creating	27Aug	1 day	Students will be able to know the different tools of Tux Paint	Students will create a story in Tux Paint and present it to the teacher	Software (Tux Paint)	Students will learn how to create story using different magic tools	Presentation of Slide:-5 Story Content-5		Tux Paint Software	Students will click pictures and mail them at compscience4.mbs@gmail.com .The teacher will check the photographs sent on given email id.